










Halesowen C of E Primary School
Home Learning

DATE: 1.6. 20 – 5.6.20

YEAR GROUP: Reception

Write Stuff activities









THEME/FOCUS: The Tiger Who Came to Tea <https://www.youtube.com/watch?v=z9IPZR16fdY>

MONDAY	TUESDAY	WEDNESDAY	THURSDAY	FRIDAY
<p><u>Who is at the door?</u></p> <p>Use the link above to listen to the story of <i>The Tiger Who Came to Tea</i>.</p>  <p>At the start of the story Sophie hears the door bell ring. Who could be at the door?</p>  <p><u>Guess Who Game:</u> Try playing a guess who game with someone in your family. They must secretly choose one</p>	<p><u>Fantastic Tigers</u></p> <p>It wasn't any of those people at the door. It was a tiger!</p>  <p>Watch the video of the tigers or look at the picture on the sheet. https://www.youtube.com/watch?v=8JfyJf_ZU48</p> <p>Can you use your senses to describe the tigers? Use the fantastic prompts to help your thinking.</p>  <p>How does the tiger feel?</p>	<p><u>Food Hunt</u></p> <p>The tiger is very hungry and goes hunting through the house for different things to eat.</p> <p>You are going to do the same, but think about the sounds that different foods make. These sounds words are called onomatopoeia.</p>  <p>Look through your food cupboards, fridge, freezer- or any other rooms in the house. Can you find something for the tiger to eat or drink that makes each of these sounds?</p> <ul style="list-style-type: none"> • Crunch • Snap 	<p><u>Let's Go Shopping</u></p> <p>The tiger has eaten all of the food in your house. Mom decides it is time to go shopping, you need to decide what to buy.</p>  <p><u>Shopping Memory game</u> Play this game with your family. You have to see how many things you can remember from the shopping list. Try not to be the person who forgets!</p> <p>Each person says "At the shop I will buy..." You need to remember all the things that have already been said and then add another thing to the list.</p>	<p><u>Tiger Tea Party (Experience Day)</u></p> <p>You want the tiger to come to tea again- but this time invited.</p> <p><u>Can you make an invitation to send to the tiger?</u></p>  <p><u>Now its time to get the house ready.</u> Where are you going to eat your tea with the tiger? Maybe you could sit at the table- can you set out the knives, forks, plates and cups</p>



Halesowen C of E Primary School




Home Learning

<p>of the people on the game board. You need to ask questions to work out who they have chosen. Use your looking eyes to look carefully at the people when you ask your questions.</p> <p>You could ask questions like:</p> <p>“Are they wearing a hat?” “Do they have a yellow coat?”</p> <p>Extra:</p>  <p>How would you feel about each person being at the door?</p> <p>I might be hungry if I saw the pizza man at my door!</p>  <p>Why would each person be ringing your door bell?</p> <p>The postman might have a parcel for you.</p>	 <p>What can you see on the tiger? What does it look like?</p>  <p>What sounds can the tiger make?</p>  <p>How do you think the tiger would smell?</p>  <p>What moves can a tiger make?</p> <p>Extra: have a go at making your own tiger picture or model. You could draw, paint, colour, or junk model. Remember the features you saw with your looking eyes; can you include them all?</p>	<ul style="list-style-type: none">• Splash• Fizz• Crack• Squelch• Drip• Plop <p>Extra: Can you have a go at building sentences using the foods you have found?</p> <p>Use the sentence frame to practice saying your sentence.</p> <p>You could also try writing the words in the boxes.</p> <p>Example:</p> <p>The crisps went crunch.</p>	<p>For example: At the shop I will buy a cake. At the shop I will buy a cake and some milk. At the shop I will buy a cake, some milk and an apple.</p>  <p><u>Shopping List</u> Have a go at writing a shopping list. This could be for the tiger, or you could help Mom and Dad write the shopping list for your shopping this week.</p> <p>Use the sound mats to help you think of the sound in each word. Remember to sound it out to help you.</p> <p>If you don't want to write the list, why not draw the things you need, then add a label.</p>	<p>ready. Make sure you count the right amount for everyone. Or maybe you are going to have a picnic- set out a blanket or rug on the floor to sit on.</p> <p><u>Time for the food!</u> With an adults help you could make some delicious food for you and the tiger. Be creative- have a think about what the tiger might like for tea. It could be a sandwich? A cake? Some jelly? A pizza? (I'm sure he likes the same as you!)</p> <p>When you have made your yummy dish what do you think the tiger might say when he eats it?</p>  <p>Don't forget to take a photo of your tiger tea and send it to the EYFS email so that we can see what fun you've had!</p> <p>Extra: Look Like a Tiger Why not dress up like a tiger for the tea party? You could:</p>
--	---	---	---	--



Halesowen C of E Primary School

Home Learning

				<ul style="list-style-type: none">• wear orange and black• have a go at making a mask• use make up/ face paint to draw a tiger face on  
--	--	--	---	--

If you enjoyed The Tiger Who Came to Tea this week have a look at some extra activities you could do:

<https://www.tigerwhocametotea.com/activities/>

This story was written by Judith Kerr. She has written many other stories. If you liked this one, why not listen to some of her other stories too?

Mog the forgetful cat <https://www.youtube.com/watch?v=Nxi2V2402jI>

The Crocodile Under the Bed <https://www.youtube.com/watch?v=QPuceWxKss0>



Halesowen C of E Primary School
Home Learning





Guess Who Game board (Monday)





Halesowen C of E Primary School
Home Learning

Fantastic Tigers (Tuesday)






Halesowen C of E Primary School
Home Learning

Food Hunt (Wednesday)



The

went




.



The

went



.